





Aggredrain




- Organic drainage layer made of rotary-kiln expanded clay aggregate and/or expanded shale
- Closely emulates PH and drainage tendencies of natural soils
- Complies with ASTM D-0330 and FLL
- Should be distributed at a 1" minimum depth over a protection fabric (MRM14 or MRM30) and covered by a separation fabric (FF45 or FF35)



UNIFORMITY OF GRADING (PERCENT PASSING)

SIEVE SIZE	AVERAGE
1/2"	92%
3/8"	60%
#4	14%
#8	4%



PHYSICAL PROPERTIES

SPECIFIC GRAVITY (SSD)	1.35
DRY UNIT WEIGHT	38-43 pcf
SSD WEIGHT	46-48 pcf
ABSORPTION	25-30%

