


Simple Installation, Sturdy Construction:

Slip Standard 2x Lumber into
Connections
Secure in place with roof screws

Connection Details:



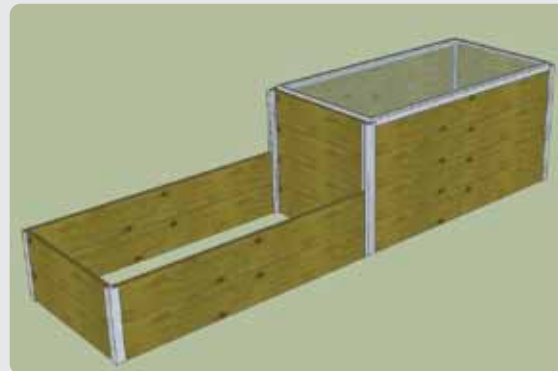
For most applications, brace raised beds and planters every 8'. Certain applications will require more frequent bracing.



Clad your raised beds in a variety of materials. From natural stone, to the clean lines of ipe, your raised beds or planters will be just as good looking as they are functional.

easily build a huge range of planters & raised beds:

- simple raised beds for the home gardener and urban farm
- clad in a variety of materials for a clean, custom finished look for restaurant or residential applications
- build rows for rooftop farming
- stepped or terraced beds
- accessible raised beds for those in wheelchairs



Use the cold frame attachments to create a warm micro-climate perfect for starting seeds early in the spring, and keeping hardy crops going well into the fall and winter months. Don't worry about using glass, which is expensive, heavy, and poses a safety risk. Polygal is lightweight, but incredibly strong. It also transfers 77% of sunlight to allow you to store warmth in soil mass and give your plants enough sunlight to grow.


Build terraced beds to maximize your output, or create a distinctive look



4336 Regency Drive
Glenview, IL 60025


866.675.9963
847.297.7936
www.greenroofsolutions.com

Raised Bed and Planter Connections



Cold Frame Attachment

This attachment is specially designed to create a sliding top for season extension with GRS Polygal. For use at ground level, as well as on a roof top farm or garden. This sturdy and easy to use attachment makes covering raised beds to cold frames simple. The strength and design of these pieces also allows for a secure top when used for rooftop applications.



Raised Bed Bracing Connection

When creating long, tiered, or row raised beds, these in-line connection pieces offer strength and ease of use. Slip standard 2"x lumber in and secure. Especially useful for building beds that are longer than standard lumber. These pieces come custom cut to your desired height, and are made to last in the USA.



Raised Bed Corner Connection

Build a long lasting raised bed with ease. Designed to work perfectly with standard 2"x lumber for ease of use and limitless design possibility. Cut to your desired length, you can build simple raised beds in a back yard, on a roof, or in a community garden. Get creative and build beds with storage below the growing area, accessible beds for those in wheelchairs, and more!

Rooftop Growing System

Green Roof Solutions has the expertise to make your rooftop growing system successful over the long term. Specialized systems are available for specific waterproofing membranes. Our specially designed systems feature the following items:




Specialized tab on the foot holds connector pieces in place while protecting the roof




GRS 1.5 drainage allows excess water to drain, while retaining some water for temperature regulation, stormwater management and decreased irrigation needs

Root Barrier keeps plant roots from damaging the roof membrane and provides an additional layer of protection against potential punctures from shovels and tools



Air Layer prevents standing water on the roof membrane or insulation while acting as a protection layer and providing additional drainage



4336 Regency Drive
Glenview, IL 60025

866.675.9963
847.297.7936
www.greenroofsolutions.com

Raised Bed and Planter Connections